

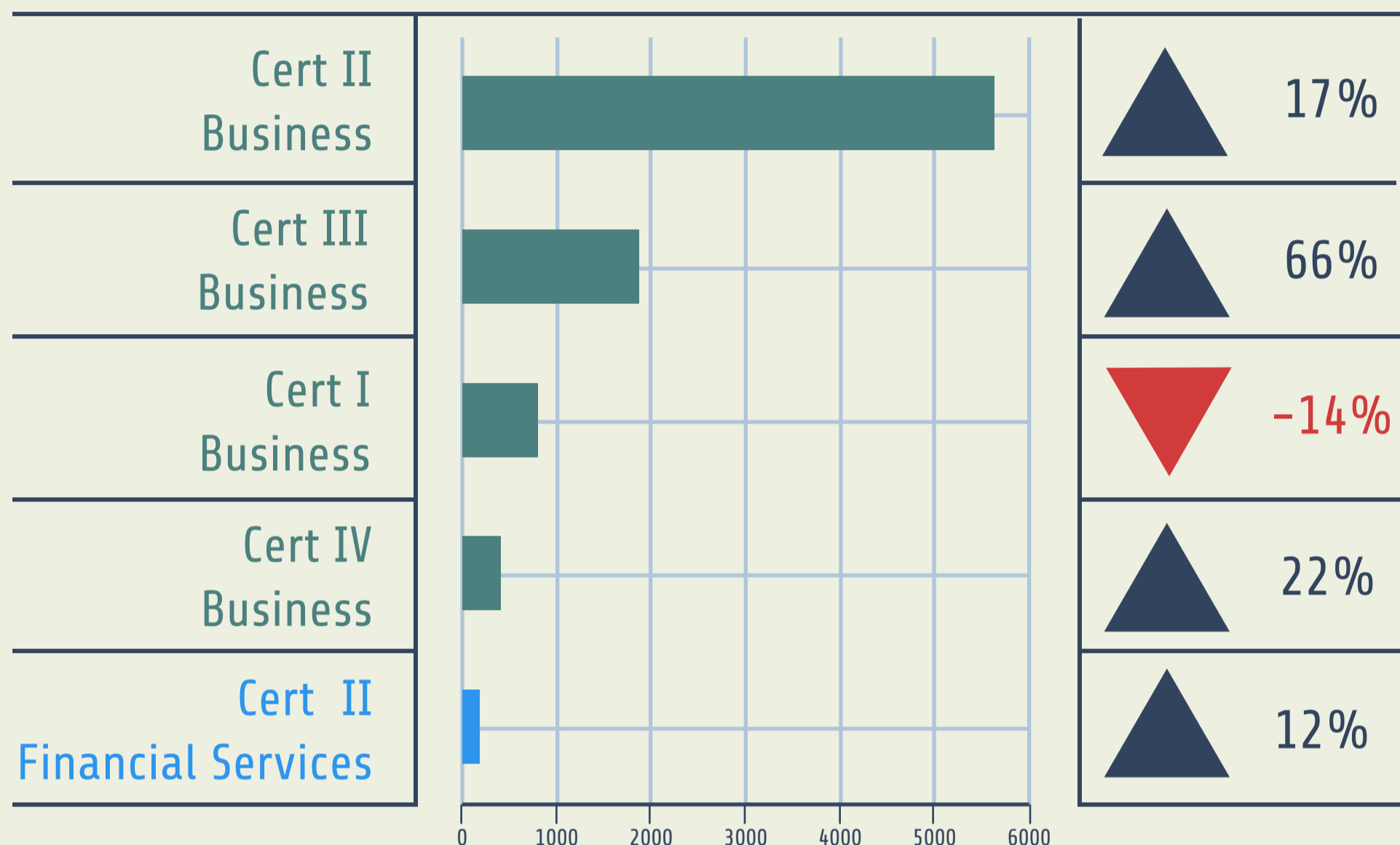
Business & Finance TRAINING IN WA SECONDARY SCHOOLS



Top 5 QUALIFICATIONS: (BSB & FNS ONLY - IN WA SCHOOLS IN 2016)

Student ENROLMENTS:

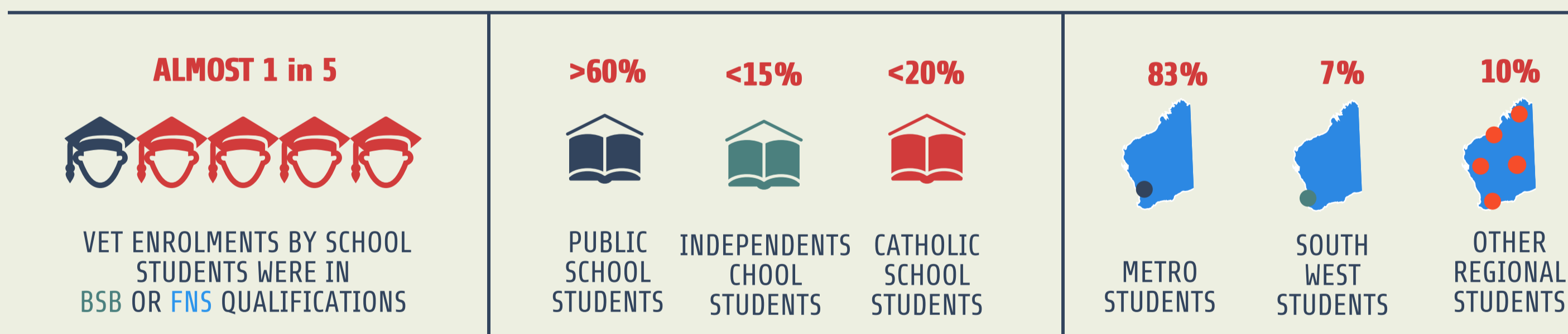
Enrolment GROWTH: (2015 - 2016)




KEY TRENDS

- ✓ There were almost 49,000 enrolments in vocational qualifications by WA students in 2016. An increase of 6%.
- ✓ Business enrolments were up 21% in 2016. Finance enrolments were up 8%.
- ✓ Certificate II in Business is the most popular qualification in WA schools
- ✓ Business is the 2nd most popular field of vocational training in WA schools, after Sport & Rec

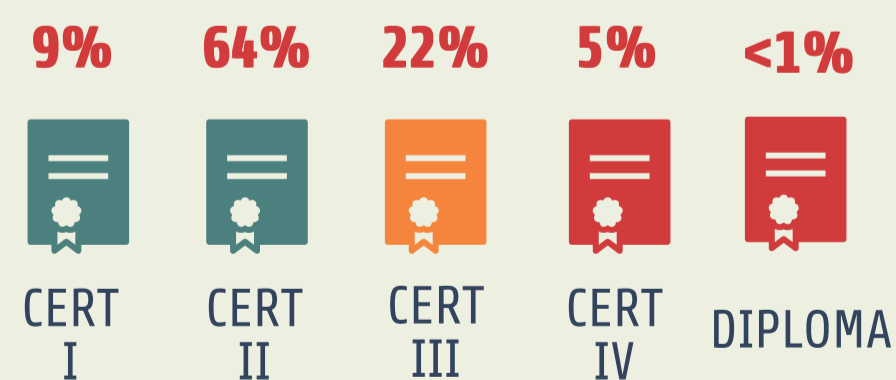
Student DEMOGRAPHICS



Industry SUPPORT



BSB/FNS Enrols:	INDUSTRY Support:	ENROLMENT Growth:
5%	No delivery is supported by industry	▲ 28%
21%	Only some delivery is supported by industry	▲ 60%
74%	All delivery is supported by industry	▲ 12%



Reference data supplied by the School Curriculum & Standards Authority (2016). All analyses conducted by the FAPS Training Council. Traffic light/colour coding in the Industry Support section references the VETiS Register (2016).



FINANCIAL ADMINISTRATIVE & PROFESSIONAL SERVICES TRAINING COUNCIL INCORPORATED